



LOGO PLACEMENT REQUEST FORM

CONTACT INFORMATION

Distribution:
Name:
Email:
Phone:
FT Sales Ref.:
Type of Supply:

End User:
Name:
Email:
Phone:
FT Sales Ref.:
Type of Supply:

Model:
Article No.:
Color:

Date:
Contract No.:
PO / Order No.:
Quantity:

LOGO DETAILS

1. Vector format
2. High resolution (JPG or TIFF) 300+ resolution.
3. Unusable logo image/Low resolution
4. I want sticker material (Print)
5. I want sticker material (Cut-out)
6. I want this text to be print
7. Others (Please Specify)

RGB
CMYK
Pantone Code:

PREFERRED ARTWORK:

For optimum quality and turnaround, please send your artwork as a vector file. Vector files can be scaled and edited without loss of resolution. If you are unsure on how to get vector artwork check with the person or company that created your logo.

ACCEPTABLE ARTWORK:

High-resolution files, such as JPG or TIF at 300 dpi or higher at final output size. Unlike vector artwork, raster files cannot be scaled without loss of resolution and are difficult to edit and therefore may be subject to a logo enhancement fee. PDF files are also accepted but only when saved in an editable text and graphics format.

Did You Know? Changing the file extensions of raster artwork does not convert it into a vector file. Similarly, opening a low-resolution file and then re-saving it as a high-resolution file won't work. Either of these scenarios may cause us to re-create the artwork.

UNUSABLE ARTWORK:

Photographs, photocopies of business cards & stationary, drawings, scans, decals and faxes. We also will not accept any logo saved or copied from a website (.png, .gif, .jpg or .bmp files) or logos inserted in programs such as Microsoft Word, Excel, Powerpoint and Publisher.

PREFERRED ARTWORK/LOGO FILE FORMAT:

- > .ai (Adobe Illustrator)
- > .crd (CorelDraw)
- > .eps (Encapsulated Postscript)

ACCEPTABLE FILE FORMAT:

- > .jpg (Joint Photographic Experts File @ 300dpi at final output size)
- > .tif (Tagged Image File @ 300dpi at final output size)
- > .pdf (Portable Document File @ 300dpi at final output size)

Tip: *Dpi (dots per inch) is a term describing the resolution of artwork files. The higher the resolution (or dpi), the better it will convert to vector format. To find out the dpi of your image, simply right click the image and click properties. The dpi should be listed directly under the dimensions in the General tab*

ACCEPTABLE FILE FORMAT:

- > .bmp (Bitmap)
- > .png (Portable Network Graphic)
- > .gif (Graphics Interchange File)
- > .doc (Microsoft Word Document)
- > .xls (Microsoft Excel Sheet)
- > .ppt (Microsoft Powerpoint)
- > .pub (Microsoft Publisher)

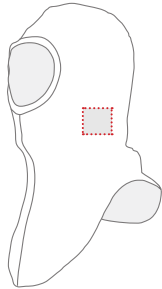
PROCESS AND PLACEMENT OPTIONS

Screen Printing

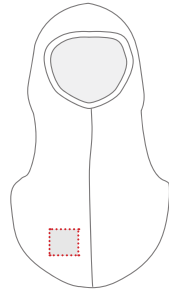
Thermal Printing (Heat Pressed)

Computerized Embroidered

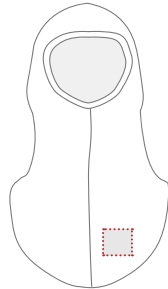
Marked on box for the desired logo placement.



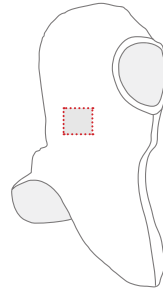
Left side



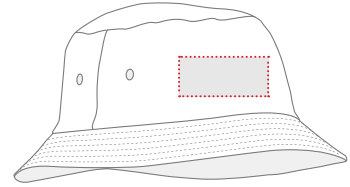
Lower right



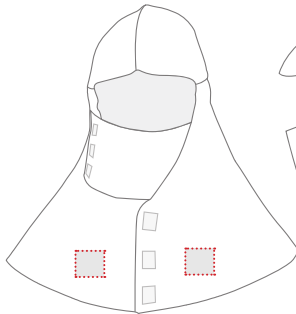
Lower left



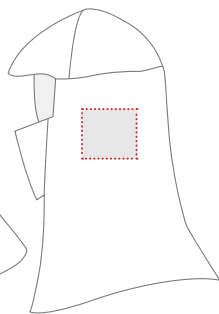
Lower left



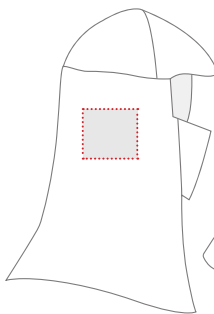
Front



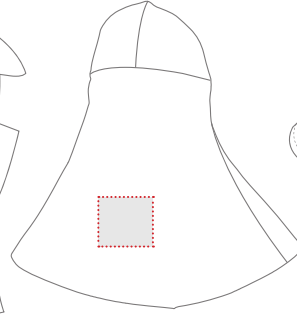
Left side



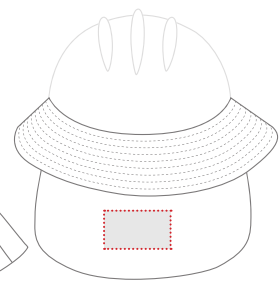
Left side



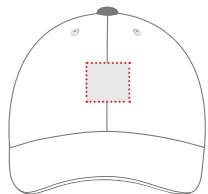
Right side



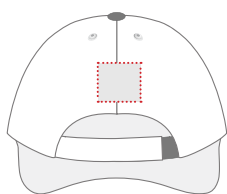
Backside



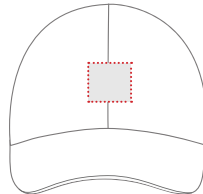
Backside



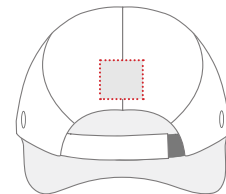
Front
Right side



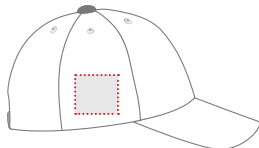
Back
Left side



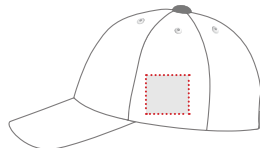
Front
Rightside



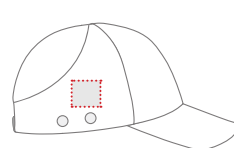
Back
Leftside



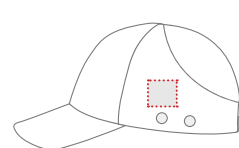
Front
Right side



Back
Left side

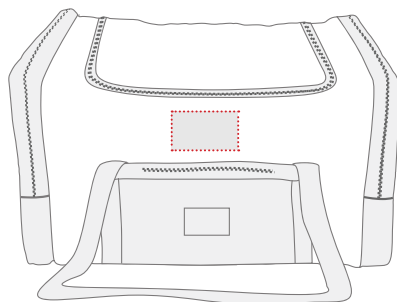


Front
Rightside

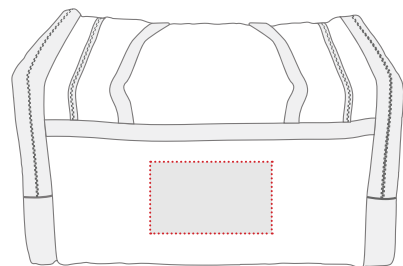


Back
Leftside

IF REQUIREMENT DOES NOT FIT/
MATCH, WRITE US IN DETAILED .



Upper front



Back

If your request is complete click